

The Traffic Stop event is a competitive simulation that places participants in a real-world scenario of handling a misdemeanor traffic violation. Utilizing a patrol vehicle, competitors engage in a dynamic roleplay where they mimic the intricacies of a real traffic stop. They interact with a violator vehicle in a controlled environment, adhering to the standard protocols and procedures of law enforcement officer.

Entry Requirements

- Competitors in this event compete individually, not as a team.
- Chapters can only register 3 teams to compete.

Materials

Competitors can/should provide the following materials. Competitors are only permitted to bring in the below materials to the competition. TPSA does not provide the below materials.

- **Photo Identification** Reference [the rulebook \(https://tpsa.info/rulebook\)](https://tpsa.info/rulebook) for details
- **Traffic Citation** Printed Copy of TPSA Official Traffic Citation
- **Duty Gear** 1- training pistol, 1- set of handcuffs with key, duty belt with holsters to secure all equipment, and any additional optional training equipment (I.E. training taser, training o/c).
- **Clipboard**
- **Writing utensil** (Blue/ Black inkpen)

Supplemental Documents

- [Traffic Citation](#)

Procedures and Timeline

- **Check In (10 min Time Limit)** Competitors must check in to their event at their designated **check-in time**. Competitors that arrive **ten (10) minutes** after their designated check-in time will be marked as no-shows and not be allowed to compete out of respect for the time commitment made by our judges and volunteers.
- **Pre-Event Briefing (5 min Time Limit)** After check-in, competitors will be guided to the designated event area. Once there, the moderator will provide a comprehensive briefing, detailing the event's instructions, rules, and procedures. This briefing ensures that each competitor is well-informed and prepared for the subsequent stages of the competition.
- **Scenario Briefing (5 min Time Limit)** The judge presents a detailed briefing of the traffic stop scenario. This will include specific information about the pre-stop traffic violation that may include but not limited to the stop location, unit number, and offences observed. The judge will read directly from the hard copy scenario document. The competitor is not permitted to take notes during this portion of the event. Upon completion of reading the pre-stop information the judge will start the timer and hand the document to the competitor. The competitor may not ask questions in attempt to garner additional information or clarify provided information.
- **Roleplay (20 min Time Limit)** Competitors proceed to the traffic stop simulation, replicating the duties of an on-duty traffic enforcement officer. They conduct the 7 step traffic stop, demonstrating their skills in safety, communication, professional interaction and writing citation skills.
- **Evaluation and Scoring (5 min Time Limit)** After the completion of the event, the judges will convene to assess each competitor's/team's performance based on a standardized rubric. This stage is conducted without the presence of the competitors. Judges will evaluate the criteria outlined in the rubric to ensure a fair and objective scoring process. Once all assessments are finalized, scores will be recorded for each competitor/team.

Rules

- **Command Compliance** Actors are required to adhere to all instructions and commands issued by competitors, and are expected to do so without any form of resistance or hesitation.

Safety Protocols

- **Emergency Stop Command: 'Index'** If the 'Index' command is issued by a judge, staff member, actor, or other designated authority, all competitors must immediately cease all activities and actions. This includes stopping any ongoing tasks, disengaging from any current simulations, and discontinuing any interactions with other participants. If an actor issues the 'Index' command while handcuffed, they must be immediately released from the handcuffs by the nearest competitor or event staff member. All competitors must promptly secure and holster any weapons they may be handling. After holstering, competitors should adopt a neutral, attentive posture and await further instructions from event officials. Failure to promptly and accurately comply with the 'Index' command may result in immediate disqualification and/or other appropriate actions as determined by event officials.
- **Vehicle Operation** No actual driving of vehicles will be allowed during the event. All simulated actions should be conducted with stationary vehicles only.

- **Prohibited Materials** Flash bangs, live munitions, or any type of projectiles are prohibited during the event. Use of any prohibited item will result in disqualification. Any damages that result from the use of prohibited items will be the financial responsibility of the competitors school. The chapter's membership shall be suspended.
- **Long Pants** Competitors must wear pants that cover the entire leg. No portion of the leg shall be visible.
- **Jewelry** Rings must feature a continuous, even, and unadorned exterior surface. Necklaces must not be visible from the outside of the uniform. Bracelets may not be worn. Facial piercings must be removed or covered with a band-aid.
- **Hair** All hair must be secured out of the eyes for the duration of the event. Competitors with hair extending past the top of the shoulder shall wear their hair secured neatly in a bun or ponytail ensuring that no hair extends below the collar of the uniform. It is not an exception to the rule that a student's chosen hair style is too thick to be secured above the collar.
- **Pant Waist** Pants shall be secured at the waist.
- **Shoes** Competitors must wear closed-toe, closed- low-heel footwear for this event.
- **Fingernail Length** Competitors fingernails shall not extend past the tip of the finger.
- **Shirt Sleeves** Long sleeve shirts shall fit closely at the wrist and not extend past the wrist.
- **Pant Length** Pants shall not extend past the sole of the shoe.



























Professional Dress Guidelines

To secure professionalism points, competitors should dress in attire that accurately reflects what professionals in the respective public safety careers would wear while performing the tasks associated with the event. Competitors are also expected to consult and follow the professional dress guidelines in the rulebook to qualify for points. Additionally, participation is contingent upon meeting all prescribed safety protocols.

Judge Qualifications

- Must be a law enforcement officer who has completed traffic stops as part of their duties.

Criteria	Unattempted	Unsatisfactory	Satisfactory	Proficient	Exemplary	Points
Dispatch Communication						
<p>Notification of stop to dispatch</p> <p>The competitor must notify dispatch of the traffic stop prior to exiting the vehicle. The competitor shall relay the following information: 1. Location 2. Vehicle LP and 3. vehicle description (color/make/model). Competitors do not need to wait for dispatch to answer with a vehicle LP return before approaching.</p>	<p>0</p> <p>The competitor exited the vehicle and did not notify dispatch before approaching the vehicle. No communication to dispatch.</p>	<p>2</p> <p>The Competitor exited the vehicle and then provided information to dispatch</p>	<p>4</p> <p>The competitor notified dispatch prior to exiting the patrol vehicle but only provided 1 of the 3 required information.</p>	<p>6</p> <p>The competitor notified dispatch prior to exiting the patrol vehicle but only provided 2 of the 3 required information.</p>	<p>8</p> <p>The competitor notified dispatch prior to exiting the patrol vehicle all required information.</p>	Opts
<p>Communication</p> <p>The competitor must provide dispatch information with clarity, conciseness and confidence. The student also must use a phonetic alphabet to get the entirety of the points.</p>	<p>0</p> <p>Did not provide dispatch with required pre-stop notification information</p>	<p>2</p> <p>The competitor provided dispatch the information but only provided 1 of the 3 criteria and did not provide phonetic alphabet for LP.</p>	<p>4</p> <p>The competitor provided dispatch the information but only provided 2 of the 3 criteria. Did not provide the phonetic alphabet while providing LP information.</p>	<p>6</p> <p>The competitor provided dispatch the information but only provided 3 of the 3 criteria, but did not provide the phonetic alphabet while providing LP information.</p>	<p>8</p> <p>The competitor provided dispatch the information with 3 of the 3 criteria demonstrated. Provided the phonetic alphabet while providing LP information.</p>	Opts
Vehicle Approach						
<p>Tactical approach to violator vehicle</p> <p>The competitor will approach the violator vehicle with officer safety and tactical awareness. (1)The competitor shall not have any items in their gun hand, (2) must check surroundings while approaching the vehicle, (3) touch the trunk of the car to ensure its shut, (4) visually clear the back seat, (5) and stand bladed on initial approach.</p>	<p>0</p> <p>Did not approach the violator vehicle with any officer safety and tactical awareness.</p>	<p>4</p> <p>The competitor completed 1 of the 5 steps.</p>	<p>6</p> <p>The competitor completed 2 of the 5 steps.</p>	<p>8</p> <p>The competitor completed 3 of the 5 steps.</p>	<p>10</p> <p>The competitor completed 5 of the 5 steps.</p>	Opts
Violator Contact						
<p>Violator Contact</p> <p>The competitor must follow the following violator contact. The competitor must do these steps in a professional and courteous manner. The communication must be confident, precise, and concise. 1. Greeting and Identification of agency 2. Statement of violation (do not ask why I pulled you over) 3. Request Drivers license 4. Request proof of insurance. 5. Advises driver to stay in the vehicle.</p>	<p>0</p> <p>Did not attempt or follow the the 7 step approach and was not professional.</p>	<p>4</p> <p>The competitor was professional but only provided 2 of the 5 pieces of information required.</p>	<p>6</p> <p>The competitor was professional but only provided 3 of the 5 pieces of information required.</p>	<p>8</p> <p>The competitor was professional but only provided 4 of the 5 pieces of information.</p>	<p>10</p> <p>The competitor was professional and provided all the information required.</p>	Opts
<p>Issuing Citation</p> <p>The competitor will do a visual inspection of the registration and vehicle. The competitor will tactically return to the patrol vehicle with officer safety in mind . Once back to the patrol vehicle the competitor will: 1. run the driver's license, 2. confirm the LP return from dispatch, 3. complete the citation, and 4. maintain view of violator while writing the citation.</p>	<p>0</p>	<p>4</p> <p>The competitor only completed 2 of the 4 steps.</p>	<p>6</p> <p>The competitor completed 2 of the 4 steps.</p>	<p>8</p> <p>The competitor completed 3 of the 4 steps.</p>	<p>10</p> <p>The competitor completed all the steps.</p>	Opts

Criteria	Unattempted	Unsatisfactory	Satisfactory	Proficient	Exemplary	Points
Commands to Violator The competitor shall give professional, clear and concise commands to the violator while making contact. Must exert officer presence. 1. keep their hands on the steering wheel and 2. ask if they have any illegal items in the vehicle.	 Did not exert the officer's presence, was not clear on the commands and did not communicate to the violator.	 The competitor was not professional, clear and concise while speaking to the violator. Did not exert the officer's presence. But did communicate 1 of the 2 criteria.	 The competitor was professional, but was not clear and concise commands to the violator but did exert an officer presence. But communicated only 1 of the 2 criteria.	 The competitor used professional, clear, and concise commands while making contact with the violator and exerting the officer's presence. But only communicated 1 of the 2 criteria.	 The competitor gave professional, clear and concise commands to the violator while making contact and exerted officer presence. Communicated both criteria.	Opts
Dispatch Return The competitor must request the (1)driver's license check, (2)warrants check, (3)verify the vehicle return, and (4)check for stolen. The verification is required at this point due to the lack of computers for the competitors to receive the returns from dispatch.	 no attempt	 Competitor completed 1 of the 4	 completed 2 of 4 criteria	 Completed 3 of 4 criteria	 Completed 4 of 4 criteria	Opts
Violator 2nd contact						
Violator 2nd contact Once the competitor completes the citation they are to re-engage the violator. The competitor must follow these steps: 1. No items in gun hand 2. Approach in a safe and tactical manner 3. Explain the citation-Violation, (must inform the violator of the steps to pay or challenge the citation) 4. Have the violator sign the citation 5. The competitor explains the signature is not an admission of guilt.	 did not follow the guidelines and did not approach officer safety.	 The competitor showed officer safety and completed 2 of the 5 steps.	 The competitor showed officer safety and completed 3 of the 5 steps.	 The competitor showed officer safety and completed 3 of the 5 steps.	 The competitor showed officer safety and completed 5 of the 5 steps.	Opts
Citation						
Citation The competitor shall complete the citation in an accurate, legible and complete manner. The citation should not have any blank spaces. The citation must include their signature, date, and badge number (to be made up by the competitor).	 Competitor did not have or use a TPSA citation.	 The citation was accurate, but was not completed in a legible manner and had blank spaces.	 Citation was accurate, but was not legible in some places and had few blank spaces.	 The citation was accurate and legible but had blank spaces.	 The citation was legible, accurate, complete and had no spaces.	Opts
Disposition of Stop						
Disposition of stop The competitor must (1) return to the violator's vehicle and issue the citation, and return the driver's license and insurance to the violator, then notify dispatch of the disposition of the traffic stop by providing dispatch with (2)how many citations and (3)violation type and (4)citation number.	 Did not give any disposition to dispatch and did not return the driver's license and insurance.	 completed 2 of the 4 steps but did not give accurate information	 Completed 3 of the 4 steps and gave accurate information	 Completed all steps and gave accurate information	 Completed all 3 steps and gave it accurately.	Opts
Professionalism						
Dress Code	 Does not fulfill the dress code requirements.		 Fulfills the dress code requirements.			Opts

Total Score: 0 /100 pts